

Wet & Dry Tipping Vacuum

The Nilfisk VL500 is ideally suited for hotels, contract cleaners, education, exhibition and conference centres as well as public buildings, manufacturing and industrial applications.

A failsafe filter design makes operation easy due to the ability to have individual wet and dry filters working simultaneously. Each filter is specific for either a wet or dry application ensuring maximum performance. With the special dual filtration system, The Nilfisk VL500 can be used in wet or dry environments without the need to change filters.

The unique tipping design of the VL500 means that containers can be emptied quickly and safely. The VL500 is available in 35 or 75 litre container sizes.









- Easy changing of filters with a hinged motor head to protect the machine and speed up the process
- The dual filtration system allows the machine to clean both wet and dry applications without the need to change filter
- Multi fit hose connector, stainless steel tube
- Accessory storage
- Nozzle parking



Picture shown may not represent model quoted

The Nilfisk VL500 series of wet and dry vacuum cleaners offer performance and reliability that ensure low total cost of ownership and make daily cleaning tasks easier, faster and safer.

• Standard equipment

Included accessories		Ref. no.	Min. required	VL500 35 BSF
	Hose Vacuum Cleaner			
	HOSE D32 1.9M CPL	107407308	1	•
	Vac Nozzle Wet			
	FLOOR NOZZLE D32 RUBBER	107407310	1	•
	Hard Floor Nozzle			
	FLOOR NOZZLE D32 BRUSH	107407311	1	•
	Round Brush Nozzle			
	BRUSH NOZZLE D32	107407312	1	•
	Crevice Nozzle			
	CREVICE NOZZLE D32	107407334	1	•
	Filter			
	CARTRIDGE FILTER 35L	107407297	1	
	SACK FILTER	107407296	1	•
	Wet Filter			
	WET FILTER 35L	107407299	1	
	Tube			
	EXTENSION TUBE D32 - SS	107407309	1	•

Wet & Dry Tipping Vacuum

Model VL500 35 BSF

Ref. no. 107405179

PRODUCT FEATURES

Tube holder	•
Dual filter system	
Storage of accessories	•







Technical specifications VL500 35 BSF

Cable length (m)/ plug type	10/AUS
Volt/frequency (V/Hz)	220-240/50
Ip protection class	IP24
Rated power (W)	1350
Power piec (W)	1250
Suction power end of tube (W)	250
Airflow (l/sec)	48
Vacuum at nozzle (kPa)	20
Sound pressure level (dB(A) BS 5415)	62
Sound power level (dB(A) IEC 704)	81
Tank capacity (l)	35
Dust bag capacity (l)	18
Sack filter area (cm ²)	1051
Wet filter area (cm ²)	-
Cartridge filter area (cm ²)	-
Hose length (m)	1.9
Inlet (mm)	32
Length x width x height (cm)	46x42x73
Weight (kg)	11.5

• Standard equipment, ○ Supplementary accessories, □ Mountable equipment

Accessories		Ref. no.	Min. required	VL500 35 BSF
	Vac Nozzle Wet			
	FLOOR NOZZLE D32 RUBBER	107407310	1	•
	Filter Bag			
	FLEECE FILTER BAG	302004004	1	○
	Hose Vacuum Cleaner			
	HOSE D32 1.9M CPL	107407308	1	•

Wet & Dry Tipping Vacuum

Accessories		Ref. no.	Min. required	VL500 35 BSF
	Filter			
	CARTRIDGE FILTER 35L	107407297	1	
	HEPA CARTRIDGE FILTER	107409006	1	
	SACK FILTER	107407296	1	•
	Wet Filter			
	WET FILTER 35L	107407299	1	
	Round Brush Nozzle			
	BRUSH NOZZLE D32	107407312	1	•
	Crevice Nozzle			
	CREVICE NOZZLE D32	107407334	1	•
	Hard Floor Nozzle			
	FLOOR NOZZLE D32 BRUSH	107407311	1	•
	Tube			
	EXTENSION TUBE D32 - SS	107407309	1	•